

## MAINTENANCE GUIDELINES

RFG *rClean*® has been specially designed to remain cleaner for longer than conventional glass. A transparent coating on the external surface of the glass harnesses the power of ultra-violet rays and rain (or water) to break down dirt and grime then wash it clean away.

The coating is totally integrated into the surface of the glass and is highly durable. However, as with all coated glass a certain level of care must be exercised when handling and maintaining RFG *rClean*®.

### Guidelines for initial contact with RFG *rClean*®

#### **Cleaning for the first time**

Wait at least a week before cleaning the product for the first time to ensure all sealants used in its installation are fully set.

Start with a rinse or hose-down with clean water and continue, when necessary, with a normal maintenance routine.

#### **Self-cleaning function**

During the week after initial installation and clean-down the self-cleaning property of RFG *rClean*® will be progressively activated, triggered by exposure to UV light.


The length of time required to activate the coating by UV rays can vary depending on the season and the orientation of the glass, but is normally within a week.

When the glass is wet, a small border of water droplets may appear around the perimeter surface of the glass. This is perfectly normal.


### Routine maintenance

RFG *rClean*® has a special property which means that the glass stays cleaner for longer than normal glass.

The more exposure the product has to both sun and rain, the cleaner it will stay, for longer. However, a number of other factors affect the time it takes for a mark to be naturally removed, such as the level of ambient pollution, atmospheric conditions (e.g. long periods without rain) etc.



RFG *rClean*® will arrive with a label on the opposite side of the coated surface



When cleaning for the first time, wait at least one week for the coating to activate then start by simply rinsing with water or a mild window cleaner

RFG *rClean*<sup>®</sup> is not a '100% maintenance-free' product. Should the glass require occasional cleaning carefully follow these instructions:

#### **Cleaning equipment required**

- A soft, clean lint-free cloth or chamois leather ;
- Or a clean, soft non-abrasive sponge ;
- Or a clean, non-metal window squeegee.

All equipment must be kept clean. This is to prevent any dirt or abrasive particles transferring from the equipment back onto the glass which may scratch or damage the coating.

#### **Cleaning products**

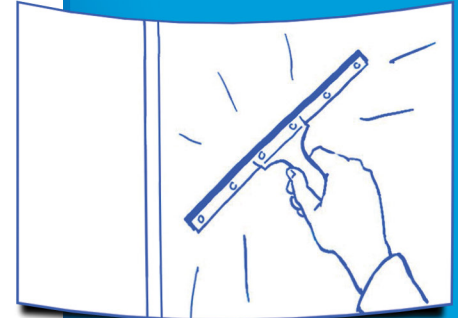
- Clean water will normally suffice. Standard, mild glass-cleaning products can also be used (visit [www.riouflatglass.com](http://www.riouflatglass.com) to view our list of recommended cleaning products).
- 'Soft' water is best for cleaning glass. In hard-water areas a small amount of washing-up liquid can be used to soften water.

#### **Important**

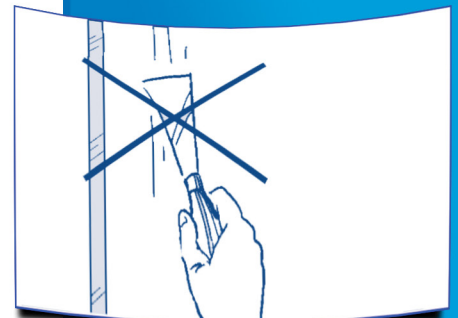
- Do not use any glass treatment products containing silicones or abrasive particles.
- Do not use any commercial cleaning products which are intended specifically for cleaning elements other than glass.
- Do not use chemical products: soda, bleach, washing powder, White Spirit etc.
- Avoid contact with all sharp or abrasive objects including jewellery, buckles, tape measures, razor blades, Stanley knives, scouring pads, steel wool, sandpaper etc.
- Never attempt to clean off a specific mark on the surface of *rClean*<sup>®</sup> without applying water first.



*As and when cleaning is required, the use of soft, clean sponge or cloth is recommended*



*Alternatively a clean, non-metal window squeegee can be used*



*Avoid all contact between the glass and metal or abrasive objects*


## Protection during building/maintenance works

If any other works are taking place in the vicinity of *rClean*<sup>®</sup> then protect with a clean plastic sheet to prevent any splashes or staining from aggressive compounds (paint, varnish, glue, sealant, cement, plaster, mortar etc.). This will also protect the product from abrasive or hot particles (grinding or welding sparks etc.).

#### **Important**

Please retain these instructions for future reference.

These instructions must be made known to anyone coming into contact with *rClean*<sup>®</sup> glass e.g. your window cleaner.



*Avoid all use of aggressive or chemical compounds and abrasive equipment/tools*

This document contains the main instructions for the maintenance and installation of *rClean*<sup>®</sup> glass product. RFG has carefully checked the accuracy of the information contained in this document at the time of publication. However, RFG reserves the right to modify or add any information without prior notice.



RIOU Flat Glass

ZAC Les Vergers de Quincangrogne  
27310 BOURG-ACHARD - FRANCE

Tel. +33 (0)2 32 20 01 80

Fax +33 (0)2 32 20 55 98

Distributor